

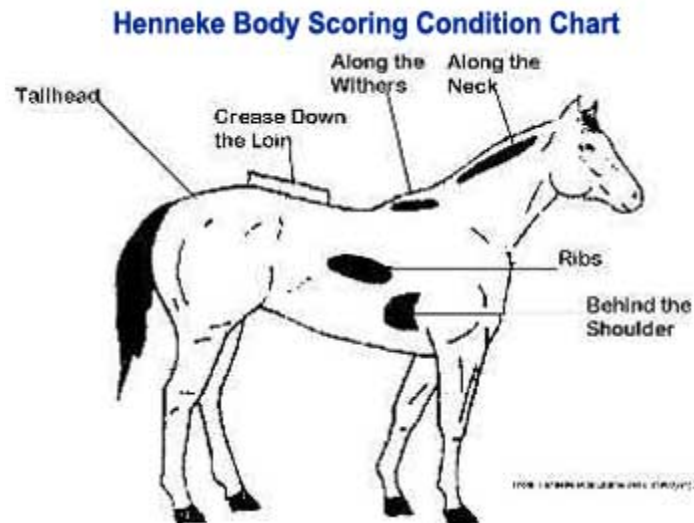
The Large Animal Protection Society

Established 1988

P.O. Box 243, West Grove, Pa. 19390 | Phone: 610-869-9880

Henneke Body Scoring Condition Chart


A Scientific Method For Judging A Horse's Body Condition



Conformational differences between horses may make certain criteria within each score difficult to apply to every animal. In these instances, those areas influenced by conformation should be discounted, but not ignored when determining the condition score.

Conformation also changes in pregnant mares as they approach parturition (birth). Since the weight of the conceptus tends to pull the skin and musculature tighter over the back and ribs, emphasis is placed upon fat deposition behind the shoulder, around the tailhead and along the neck and withers in these cases.

A score of 5 to 7 is considered ideal. A horse that scores of less than 3 is illegal to offer for sale in Pennsylvania under [Pennsylvania law, Title 18, 5511\(d\)](#).



The Large Animal Protection Society

Established 1988

P.O. Box 243, West Grove, Pa. 19390 | Phone: 610-869-9880

Description of the Condition Score System

1 - Poor:

Emaciated. Prominent spinous processes, ribs, tailhead and hooks and pins. Noticeable bone structure on withers, shoulders and neck. No fatty tissues can be palpated.

2 - Very Thin:

Emaciated. Slight fat covering over base of spinous processes. Transverse processes of lumbar vertebrae feel rounded. Prominent spinous processes, ribs, tailhead and hooks and pins. Withers, shoulders and neck structures faintly discernible.

3 - Thin:

Fat built up about halfway on spinous processes, transverse processes cannot be felt. Slight fat cover over ribs. Spinous processes and ribs easily discernible. Tailhead prominent, but individual vertebrae cannot be visually identified. Hook bones appear rounded, but easily discernible. Pin bones not distinguishable. Withers, shoulders and neck accentuated.

4 -Moderately Thin:

Negative crease along back. Faint outline of ribs discernible. Tailhead prominence depends on conformation, fat can be felt around it. Hook bones not discernible. Withers, shoulders and neck not obviously thin.

5 - Moderate:

Back is level. Ribs cannot be visually distinguished, but can be easily felt. Fat around tailhead beginning to feel spongy. Withers appear rounded over spinous processes. Shoulders and neck blend smoothly into body.

6 - Moderate to Fleshy:

May have slight crease down back. Fat over ribs feels spongy. Fat around tailhead feels soft. Fat beginning to be deposited along the sides of the withers, behind the shoulders and along the sides of the neck.

7 - Fleshy:


May have crease down back. Individual ribs can be felt, but noticeable filling between ribs with fat. Fat around tailhead is soft. Fat deposits along withers, behind shoulders and along the neck.

8 - Fat:

Crease down back. Difficult to palpate ribs. Fat around tailhead very soft. Area along withers filled with fat. Area behind shoulder filled in flush. Noticeable thickening of neck. Fat deposited along inner buttocks.

9- Extremely Fat:

Obvious crease down back. Patchy fat appearing over ribs. Bulging fat around tailhead, along withers, behind shoulders and along neck. Fat along inner buttocks may rub together. Flank filled in flush.



The Large Animal Protection Society

Established 1988

P.O. Box 243, West Grove, Pa. 19390 | Phone: 610-869-9880

CONDITION	NECK	WITHERS	LOIN	TAILHEAD	RIBS	SHOULDER
1 POOR	Bone structure easily noticeable	Bone structure easily noticeable	Spinous processes project prominently	Tailhead, (pinbones) & hook bones projecting prominently	Ribs projecting prominently	Bone structure easily noticeable
Animal extremely emaciated; no fatty tissue can be felt						
2 VERY THIN	Faintly discernible	Faintly discernible	Slight fat covering overbase of spinous processes. Transverse processes of lumbar vertebrae feel rounded. Spinous processes are prominent.	Tailhead prominent	Ribs prominent	Faintly discernible
Animal Emaciated						
3 THIN	Neck accentuated	Withers accentuated	Fat buildup halfway on spinous processes, but easily discernible. Transverse processes cannot be felt.	Tailhead prominent, but individual vertebrae cannot be visually identified. Hook bones appear rounded, but are still easily discernible. Pin bones not distinguishable.	Slight fat cover over ribs. Ribs easily discernible.	Shoulder accentuated
4 MODERATELY THIN	Neck not obviously thin	Withers not obviously thin	Negative creases along back	Prominence depends on conformation, fat can be felt around it. Hook bones not discernible.	Slight fat cover over ribs. Ribs easily discernible.	Shoulder accentuated
5 MODERATE	Neck blends smoothly into body	Withers rounded over spinous processes	Back level	Fat around tailhead beginning to feel spongy	Ribs cannot be visually distinguished, but can be easily felt.	Shoulder blends smoothly into body
6 MODERATELY FLESHY	Fat beginning to be deposited	Fat beginning to be deposited	May have slight positive crease down back			